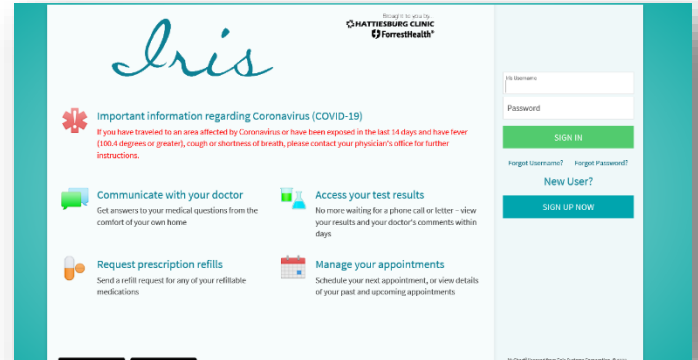


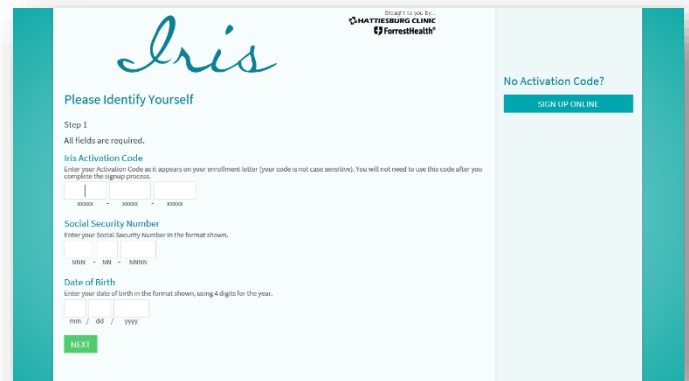
How to Sign Up for Iris

Hattiesburg Clinic offers several options to sign up for an Iris account. If you have received an email regarding Iris activation, you can simply click the link in that email to start the activation process. If you do not have an activation email, follow these steps.

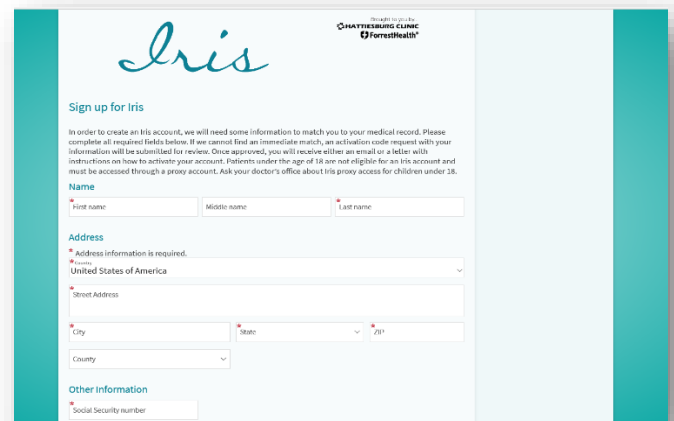
1. Go to www.hattiesburgclinic.com. Click on the Iris link at the top right corner of the home page. This page will appear.



2. Since you do not have a username or password yet, click “Sign up Now” box. This page will appear.



3. If you have received an activation code from a recent past clinic visit, it would be located on your After Visit Summary, a print out given to you at check out. You can enter the activation code, social security number and date of birth here.
4. If you DO NOT have an activation code, you can click the link on the right side of the screen that reads “No Activation Code?—Sign up Online”.
5. The next screen will prompt you for additional information. Once you have completed these fields, click “Submit”.



If you have questions or difficulty with this process, contact the Iris Help Desk at (601) 579-5432 for assistance.