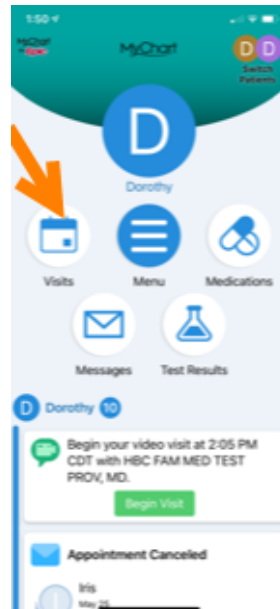
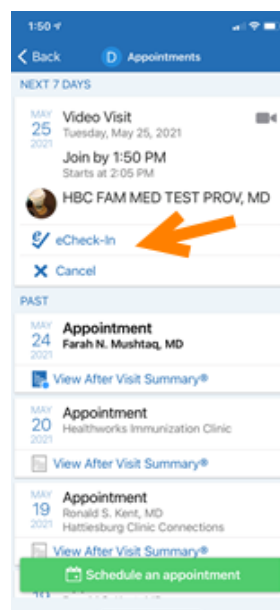


## CONNECTING TO A VIDEO VISIT FROM THE MYCHART MOBILE APP

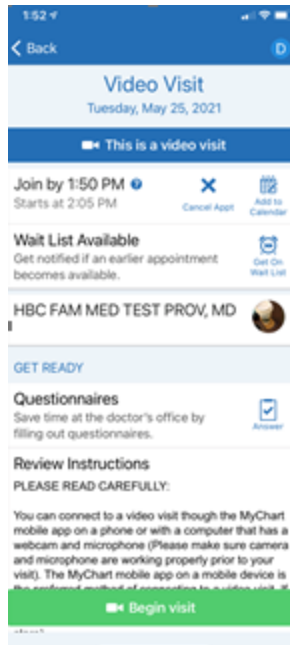
1. Log into the MyChart app and click on “Visits”.



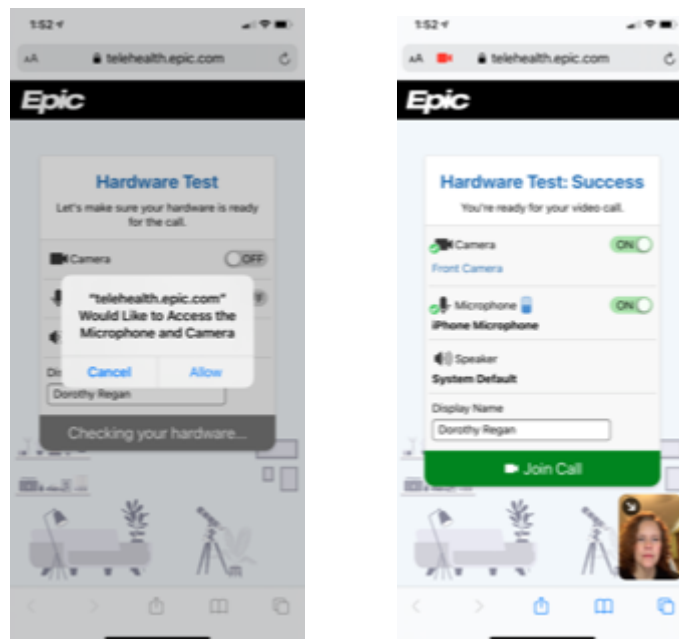
2. Click eCheck-In to complete any questionnaires you have been assigned, make payments and verify demographics and insurance.



3. To start your video visit, click “Begin Visit” up to 15 minutes prior to appointment time.



- Your video visit will open in your web browser. A quick hardware test will be performed to make sure your camera and microphone are working properly. Click “Allow” so your camera and microphone can be used. Once that is complete, you will click “Join Call” and wait for your provider to join.



*\*Please contact the Iris Help Desk at (601) 579-5432 if you have issues connecting to your visit.*